



Twos

September 2017

DATE

Moses

LESSON TITLE

Beginner's Bible (pp. 92-97)

WHERE TO FIND IT

God takes care of us.

MAIN POINT

schedule

This is a recommended schedule. You can adjust, but do make time for the lesson and the activity!

- 15 minutes Check in and play time
- 5 minutes Clean up toys
- 10 minutes Prayer/sing/snack
- 5 minutes Lesson/story time
- 10 minutes Lesson activity/craft
- 5 minutes Song time
- 10 minutes Play and clean up time

tips

Encourage kids to clean up after themselves—even if you could do it much faster! It's important to help them develop skills like cleaning up toys with other kids, especially because this may be the only time they're in a social setting before preschool!

check-in/out

Sometimes you'll need to tell a parent if their kid had a tough time in class (maybe the kid hit someone, or cried a lot). Describe the specific behavior that the kid had, but not the kid himself. We don't make judgment calls. We just want to make the parents aware of what happened, as well as make sure they feel welcome and encouraged to come back!

large group heads up

Today we're talking about how God took care of Moses when he was a baby, and how he takes care of us too! Learning about baby Moses can be a fun way for two-year-olds to identify with the story, so emphasize how Moses was young just like them.



instructions

Goal: Kids will understand God's story in a language they understand.

Why? We want kids to know that God loves them, and a great way to do that is to help them experience stories about how much he loves us!

Tip: There are lots of interesting parts to Moses' story. Focus on these aspects today: how God took care of Moses and how he takes care of us!

small group

ACTIVITY 1 – BABY IN A BASKET

Give each kid a small paper cutout of a baby. Go around the table to each kid, and let them put their baby in the basket. When kids put their baby Moses in the basket, ask them:

- What is the baby's name? (Moses)
- Who kept him safe? (God)

Supplies needed: Baby Moses image, basket

ACTIVITY 2 – COLORING PAGE

As kids color their page, ask:

- Who put Moses in a basket to keep him safe? (His mom)
- Who found baby Moses in the river? (A princess)
- Did God take care of Moses? (Yes!)

Supplies needed: Moses coloring page, crayons

EXTRA TIME? Tell kids to close their eyes, and hide the baby doll somewhere in the room. Let kids search and find the baby doll!

special notes

Today's lesson uses some props: a baby doll and basket. These will help kids grasp the story, and help them remember!

presenter tips

Today's lesson has video content! Make sure to prepare the DVD ahead of time. It includes two videos: a story video, and a song video.

script

INTRO

Hi everybody! It's so good to see you today. This is the Bible, and it's a very special book! (*Show the Bible to kids*) It's all about God, and how much he loves us. God loves me (*Point to yourself*) and God loves you! (*Point to kids*)

Today we're going to see how God takes care of us. In the Bible, there was a very special baby, and God had a big plan for him! He took care of him, and protected him. His name was Moses. Everybody say, "Moses!" (Let kids respond.) Let's watch a video right now about how God took care of Moses!

Video: Moses (Twos Story)

ENGAGE

When Moses was a little baby (show kids the baby doll), his mom put him in a basket and let him float down a river! (Put the doll in a basket and move it as if it's floating on waves). Have you ever played in water before? (Let kids respond.) Let's all pretend like we're splashing water! (Respond along with kids.)

God made sure that Moses' mom put him in the basket to keep him safe. Then, God made sure a princess found Moses in the basket, to take care of him. God took care of Moses. Do you know who else God takes care of? (Let kids respond.) Yep, God takes care of us! And he does it because he loves us. Let's all put our hands on our heart to show how much he loves us. (Respond along with kids.) We're going to watch another video and sing about how God takes care of us!

Video: God Takes Care of Me (Twos Song)



connect questions

How did God take care of Moses?

lesson supplies





Small Group			
Item	Usage	Details	Provided by
Coloring Page - Baby Moses	1 per kid	White 8.5x11 paper, black & white, Page 5	site
Baby Moses Image	1 per kid	8.5x11 paper, B&W, cut into fourths, Page 6	site
Basket	1 per room, reused	Also used for Large Group. Big enough to hold baby, Example here: Amazon	KC Central

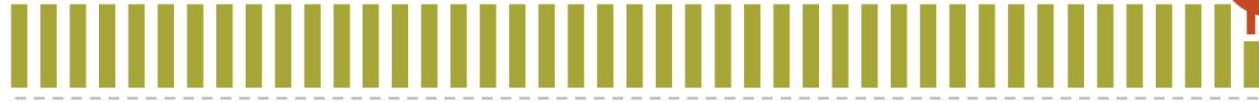
Large Group			
Item	Usage	Details	Provided by
Beginner's Bible	1 per room, reused	Beginner's Bible	site
Baby doll	1 per room, reused	Boy doll	site
Basket	1 per room, reused	Use the basket from Small Group.	KC Central

AV Needs		
Item	Usage	Details
Moses (Twos Story)	1 per room	DVD or Keynote File
Moses (Twos Song)	1 per room	DVD or Keynote File

name _____







AV Needs - Sites using Keynote

1. KC Logo slide
2. [Video: Moses \(Twos Story\)](#)
3. [Music Video: God Takes Care of Me](#)

AV Needs - Sites using DVD player

Item	Usage	Details	Provided by
Twos "Moses" Story/Song	1 per room, reused	DVD for Cincinnati sites only/ Keynote for CKY sites	KC Central