



3rd - 5th

April 21-22, 2018

DATE

Peter denies Jesus

LESSON TITLE

Luke 22: 54-62

WHERE TO FIND IT

Our power comes from Jesus.

MAIN POINT

schedule

Connect Time (15 minutes): Five minutes after the service begins, split kids into groups and begin their activity.

Large Group (30 minutes): Begin 20 minutes after the service starts. Model what it looks like to be engaged in large group.

Small Group (15 minutes): Keep kids in small groups until parents arrive. If you all have extra time at the end, you can review the video and songs together.

tips

Kids who are more “challenging” may not hear very often that someone is glad to see them, so make sure to intentionally connect with them. Say their name, tell them you’re glad to see them, and ask them about the best or worst part of their day!

check-in/out

Ask kids why they created light bulb chalk art today!

large group heads up

Today, we’re talking about how our power to follow Jesus comes from God. Even Peter couldn’t do it by himself. No matter how many times we mess up, we can keep leaving our fears behind, and choosing God’s power.



connect time

GOAL: *Connect Time is all about engaging kids in an activity that allows them to connect with each other right away, while simultaneously piquing their curiosity for Large Group and preparing their minds for what they're going to hear.*

TRAINS

For this game you'll need to spread **popsicle sticks all over the floor of an open space.*

- Break kids up into teams of 6.
- Have each team form a "train" and line up by putting their hands on the shoulders of the person in front of them. Give the last kid in line a **bag**.
- The goal is for each "train" to travel around the room and collect as many popsicle sticks as they can put in their bag. However, only the **first kid** in line can pick up a popsicle stick. The popsicle stick must be **passed down** the train from kid to kid until the **last kid** puts it in their bag.
- Once all the objects on the floor have been collected, see who has the most! (You don't have to count all the popsicle sticks, you could just redistribute them across the floor and move on.)
- After the first round, switch it up by combining teams to form longer trains, then play another round.
- For an extra challenge, try this: Play music, and pause it every few minutes to let kids form different shapes with their line. For example:
 - form a circle with their backs facing out
 - form a square
 - form a circle with their backs facing inward
 - form a triangle
 - Make up your own commands!
- Collect the popsicle sticks, and return them for the next service to use.

Before you go to Large Group, you can ask kids how their week went. You can also remind kids of the expectations for Large Group behavior: (1) be kind, (2) listen when somebody speaks, and (3) follow the leader's instructions.

special notes

Check out today's new music video:

I Am Yours:

<https://youtu.be/-OS5mkRqVT4>

presenter tips

Here's today's God's Story video:

God's Story / Peter Denies Jesus:

<https://youtu.be/0nHrpQc9G6k>

script

WELCOME

Main Goal: Welcome kids and review Connect Time.

- **Welcome:** Hi everybody! Welcome to Kids' Club. It's great to see you here! Let's talk about that Connect Time game; what was the goal for your train? (Let kids respond.) Yep, to collect as many popsicle sticks as you could!
- **Say:** So what was special about HOW you had to win the game? (Let kids respond.) Yes, you had to rely on the first kid to pick the popsicle sticks up, and work together by passing them all the way back! The person in front had to rely on the people behind them, and the person in back had to rely on who was in front! You couldn't do it on your own.
- **Say:** It's kind of like a real train. Do you think a train with just one car and no engine could get anywhere on its own? (Let kids respond.) Nope! It would need to get its power from somewhere. It needs an engine!
- **Ask:** What other things can you think of that need a power source, like electricity or batteries? (Let kids respond.) Great answers! Let's watch a video to see a pretty cool way of powering up a light bulb...
- **Video: Potato Powered Light Bulb**
- **Say:** Woah, that's pretty amazing! A light bulb usually needs to be plugged into the wall to get electricity. But a potato has enough energy in it to make it light up!

JESUS IS OUR POWER SOURCE

- **Say:** Today we're going to talk about how WE can't do everything on our own either. We need a power source, just like a light bulb needs electricity, and a train needs an engine. We have to plug into something to give us power.
- **Ask:** Who wants to guess what our power source should be? (Let kids respond.) Yep, it's Jesus! And he's the best source of power we could ever hope for. He's God's Son, and he has so much power, that he died and came back to life! Because of His power, he did miracles like making blind people see and paralyzed people walk.

PETER GOT HIS POWER FROM JESUS

- **Say:** The last few weeks, we've been talking about a guy named Peter. He left everything to go follow Jesus, and Jesus gave him the power to do some pretty amazing things....like walking on water in the middle of a storm!
- **Say:** Another time, when Jesus was preaching to a crowd of thousands of people, he asked Peter and the other disciples to give them food. They only had a tiny bit of food....but God's power allowed Peter to help feed that WHOLE crowd!
- **Say:** Peter was bravely able to show other people how to follow Jesus, because he knew God was with him....but it wasn't always easy. In fact, Sometimes, Peter needed God's power because he messed up and made wrong choices, just like us.

PETER NEEDED JESUS, AND SO DO WE

- **Say:** Let's watch a video about one of the times Peter messed up. As you watch, see if you can figure out WHY Peter kept on following Jesus, even after he made some BIG mistakes. What gave him the power to do that?
- **Video: God's Story: Peter Denies Jesus**
- **Ask:** Wow, so what big mistake did Peter make? (Let kids respond.) Yeah, he pretended he didn't even know Jesus...three times. When he realized what he did, he cried—he actually wept bitterly.
- **Say:** You see, Peter and Jesus were friends, and Jesus KNEW that Peter would tell people he didn't know Jesus. But even then, Jesus still loved Peter! And because of that, Peter was able to keep following Jesus, and even went on to be really brave! Knowing we are forgiven and loved by Jesus gives us the power to keep on following him bravely. None of us can do it by ourselves.

JOSHUA 1:9

- **Say:** God understands that we NEED his power to follow him. So he made us a promise to be with us always. That means his power is ALWAYS with us. Remember what God promises us in Joshua 1:9:
- **Slide: Joshua 1:9 This is my command—be strong and courageous! Do not be afraid or discouraged. For the LORD your God is with you wherever you go.**
- **Say:** That means that no matter what hard thing you face, you can be strong and fearless. You can be brave because GOD is with you, and gives power to you.
- **Say:** Let's say this out loud together in a fun way. I'm going to split you into three parts, and you'll each say a different part of the verse. (Divide the group into thirds and lead each section in repeating their part of the verse. Encourage them to say it in a fun way if you want, like shouting, whispering, with a british accent, with your nose plugged, etc.):
 - Give one third this phrase: This is my command—be strong and courageous!
 - Give another third this phrase: Do not be afraid or discouraged.
 - Give the final third this phrase: For the LORD your God is with you wherever you go.

RESPONSE TIME

- **Say:** We all need to be brave and rely on God's power at different times. One time I need God's power is when _____ (share a time that you need to be brave and need God's power to do it—be specific).
- **Ask:** Does anybody in here want to share? When do you guys need God's power? (Let 4-6 kids share.) Great examples!
- **Say:** It can be really hard to get rid of fears though. The best thing we can do is choose God's power and presence instead. Even after we mess up—because we will—we can start over again, like Peter.
- **Say:** We're going to practice giving up our fears and choosing God's power. A video will play and you can look at the words on screen or just lie down and listen. But these next couple minutes are between you and God. And if you want, you can choose to receive His love and tell him that you trust him.
- **Video: Take A Minute / Trust**



WORSHIP AND PRAYER

- **Say:** Here's the thing: trying to bravely follow Jesus on our own is like using a light bulb without electricity, or trying to make a train work without an engine. It doesn't work! We mess up or get scared. We make wrong choices. And sometimes God asks us to do things we could not do without his power and help. So we have to get our bravery and power from Jesus!
- **Say:** Now let's praise God for giving us power! This is a fun dance song about how we belong to God, and you can get up and dance, or just watch!
- **Music Video: I Am Yours**
- **Pray:** Ask somebody to come and thank God for giving us power.



instructions

Goal: Kids will (1) recognize our need for God's help when following Jesus, (2) understand that Peter needed help and (3) identify one way they'd like to see God's power this week.

Why? It's important to understand that bravery isn't achieved through our own power, but by God's power in us.

Tip: Participate with kids in these activities! Let them see what trusting God and relying on his power looks like for you, even if it's hard.

small group

GET TO KNOW KIDS

- Go around the group and have each kid say one thing about themselves that might be true...or NOT true! Then let the group guess whether it's true or a lie.


RESPOND TO THE STORY

**To get kids moving, tell them to do one of the following "power moves" as they answer each question: a pushup, squat, or jumping jack.*

1. Why do we need God's power?
2. Why did Peter need God's power in today's story?
3. How did Jesus give Peter power to continue to follow him?
4. What's ONE way you could rely on God for power this week? (Share a personal example first, to help get them thinking. How do you "plug" into God? Reading the Bible, praying, spending time with him, serving others, etc)

LIGHT BULB ART

- To remind us that we get our power from Jesus, we're going to make some light bulb art! (*Show kids the images on the next page to help see what it will look like.*)
- Give each kid a **light bulb image**, a **black piece of paper**, and a **cotton ball**. Set out **chalk** and **scissors**.
 - First, cut the light bulb out. This is your stencil. Place the light bulb shape on the black paper, and outline it with chalk (make sure the outline is thick)
 - While keeping the light bulb in place with your hand, smudge the chalk with a cotton ball all around the light bulb stencil.
 - Carefully remove the stencil from the paper...to reveal a glowing light bulb (the inside of the light bulb remains black, unless kids want to add details!)
- If kids want, they can arrange their lightbulb on the paper so there's room to trace it multiple times, and make multiple light bulbs on their page!



LESSON needs

3rd-5th

April 21-22, 2018



connect questions

Tell me about Peter.



How can we receive God's power?

lesson supplies

Connect Time			
Item	Usage	Details	Provided by
Popsicle sticks (small)	500 per room, reused	Discount School Supply, Item #CRAF	KC National
Bag with handle	1 per group of 6 kids (NOT reused)	Uline, Item #S-20659	KC National

Large Group			
Item	Usage	Details	Provided by
Adventure Bible	1 per large group, reused	Biblesbythe Case.com	site

Small Group			
Item	Usage	Details	Provided by
Markers/scissors	1 set per small group, reused		site
Light bulb image	1 per kid	8.5x11 cardstock, cut into half sheets, black and white, Page 9	site
Black paper	1 per kid	8.5x11 black construction paper	KC National
Cotton ball	1 per kid	Target , or other supplier	KC National
Yellow Chalk	1 piece per 2 kids, reused	Officesupply.com	KC National



A/V needs

3rd-5th



1. KC Logo Slide: for when kids enter the room (All that You Need instrumental; mp3 only; can be downloaded on website)
2. Video: Potato Powered Light Bulb (0:06-2:02; <https://www.youtube.com/watch?v=KR25BdHwU9I>)
3. Video: God's Story: Peter Denies Jesus (<https://www.youtube.com/watch?v=0nHrpQc9G6k&feature=youtu.be>)
4. Slide: Joshua 1:9 This is my command—be strong and courageous! Do not be afraid or discouraged. For the LORD your God is with you wherever you go.
5. Video: Take A Minute / Trust (<https://www.youtube.com/watch?v=TQzklJrt9pE&t=15s>)
6. Music Video: I Am Yours (0:00-3:42; <https://www.youtube.com/watch?v=-OS5mkRqVT4>)